

ALIGA-EST

Energy saving door

Vertical rapid action door for deep-freeze facilities



Fast – safe – economical.

Saves energy and time!



Find out more at www.aliga.de

ALIGA-EST: Energy saving door

The ALIGA-EST

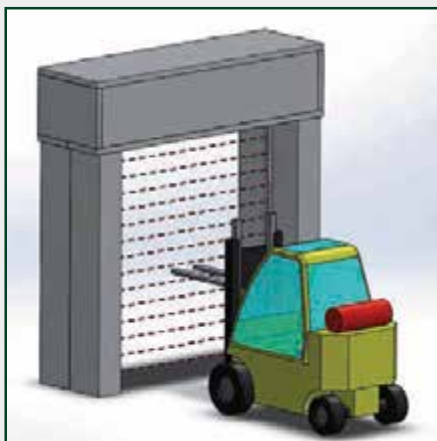
The ALIGA-EST (energy-saving door) is the first rapid action door in the world that combines the positive features of the well-known sliding and rapid action doors in a single product. The ALIGA-EST can be mounted on both the warm and the deep freeze side and has an emergency opening. Heated via the waste heat of the drive. Also features an integrated energy-efficient electric heating system.

The ALIGA-EST revolutionises the term “door” because the product has been conceptually developed from the ground up in order to meet the needs of deep-freeze applications. All door systems previously used in this segment were unable to meet the requirements because of thermal bridges. Even the use of additional heaters was not able to completely solve this problem.

The ALIGA-EST differs conceptually here. The entire construction, which consists of ISO sandwich panels, was designed to prevent thermal bridges. This concept not only protects the entire mechanical and electrical system of the door system but also allows it to be used in deep-freeze areas with temperatures as low as -30°C .

Safety

The ALIGA-EST has two safety systems as standard. The closing edge safety device functions via an $8.2\text{ k}\Omega$ safety contact strip, which is integrated in the scuffboard (in accordance with ASR 1.7). The ALIGA-EST also has four safety light barriers to minimise the risk of collisions and to enable contactless reversing of the rapid action door.

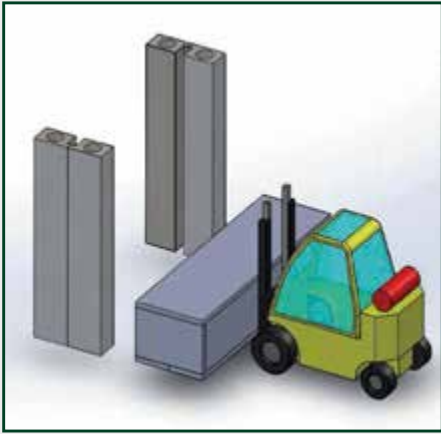


Anti-crash system

In the event of a collision with the door leaf or the scuffboard, the scuffboard jumps out of the guide rail with the door leaf. These can be pushed back into the guide quickly and easily by hand. The door will then continue to operate normally with the next opening impulse.

High operating speed

With an opening speed of up to 2.5 m/s and a closing speed of 1.5 m/s , the ALIGA-EST accelerates your work processes like no other deep freeze door. Waiting times are minimised, and energy loss is reduced.



Mounting side, cold/warm

The ALIGA-EST is one of the few deep freeze doors that can be mounted and reliably operated on both the warm and cold sides (from temperatures as low as -30°C).

Design

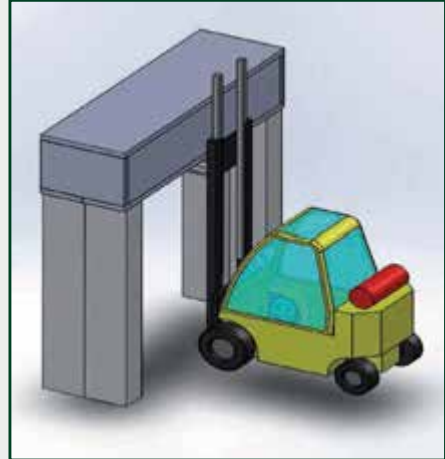
The ALIGA-EST is a modular construction consisting of three parts: One head part and two side parts. The entire door construction of the ALIGA-EST is made of sandwich panels and is therefore completely self-supporting. This design makes installation completely independent of the wall conditions on site.

Electrical equipment

The control system used is a 230 V frequency converter control, which enables a wide range of combinations with the most diverse command devices from many manufacturers. The entire wiring system is located inside the door. This means that no electrical wiring is exposed to sub-zero temperatures and that the electrical wiring is not visible from the outside.

Emergency opening


Thanks to the integrated weight compensation of the door leaf, the door leaf can be opened via the innovative emergency operation device in an emergency situation.

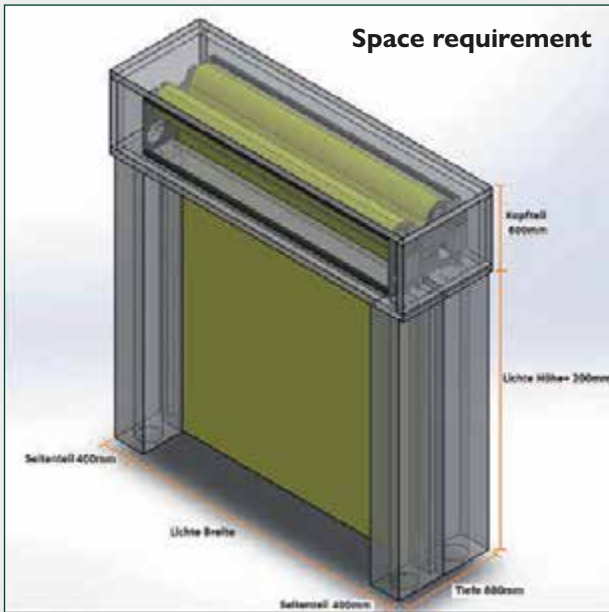


The electronic control of the ALIGA-EST.


Insulation

The door leaf consists of a total of four different insulation layers. Each consists of two outer curtains (tear-resistant PES fabric in the colour RAL 7016) and two insulation curtains, which were specially developed for use in the ALIGA-EST. This construction forms three additional layers of air that contribute to insulation. The combination of insulation and air layers results in a very high insulation value with a heat transfer coefficient of $0.31 \text{ W/m}^2/\text{K}$ with a door leaf thickness of only 80 mm.





Overview of heating



Technical data sheet

- Opening speed up to 2.5m/s (adjustable)
- Closing speed up to 1.5 m/s
- Drive 1.5 KW.
- System value (Uf) 0.68 W/m²/K.
- Safety: Safety strip, safety light barrier.
- Modular construction with only three components.
- 230 V frequency converter control.
- Space requirement for lintel area:
For door heights up to 4500 mm = 800 mm.
From door height of 4501 mm = 900 mm.
- Space requirement for drive side = 400 mm.
- Space requirement bearing side = 400 mm.

All technical information without guarantee. Subject to change



ALIGA-Tor GmbH | Im Gewerbepark 7 | 49326 Melle
 Telephone: +49 (0)54 22 / 92 10 7-0 | Fax: +49 (0)54 22 | 92 10 7-11
 Email: info@aliga-tor.de | Website: www.aliga-tor.de

ALIGA Food Series

V2A stainless steel: Especially for hygienic areas



Resistant – fast – safe.

The door series for the highest demands.



Find out more at www.aliga-tor.de

Rapid action door made of V2A stainless steel for hygiene area:

Rapida Food / Rapida Cooler Food / Rapida Insect Protect Food EST Food / Escape Food


Guaranteeing food safety, meeting hygiene standards, increasing energy efficiency, simplifying cleaning processes, and reducing downtimes – these are the advantages of the ALIGA Food series, which was developed in accordance with DIN 1672 (German industrial standard) for “Hygienic Design”. The processing and production of food or pharmaceutical products requires special attention.



A central point of the standard is the ease of cleaning the surfaces and construction elements. Attention was paid to slanting surfaces on which no water or waste can collect.

The term “Hygienic Design” stands for the cleaning-friendly design of machines, systems, and components that are used in the

hygiene-relevant areas of the food and beverage sector as well as the chemical, pharmaceutical, cosmetics, and biotechnology industries.



Up to 30% of the idle time in such production environments is due to cleaning and maintenance work. The ALIGA food series helps you to minimise these downtimes while still complying with hygiene regulations. From product design to the

selection of materials and system components. No electronic components are installed on the entire door leaf or on the scuffboard. The rail system contains a highly water-resistant safety light grid or, in the case of the ALIGA-EST, a safety light barrier.



ALIGA Food Series: Technical features

- Basic construction made of V2A stainless steel according to Hygienic Design standard.
- Opening speeds up to 2.5 m/s.
- Closing speed up to 1.5 m/s.
- Anti-crash system (Wind class 0 to 1).
- Wind class 2 optional (without anti-crash system)
- Special options upon request.
- A high number of standard colours ensure short delivery times.
- Control cabinet made of V2A stainless steel, certified to IP 68, optionally available.
- Light grid integrated in side rails, certified to IP 68 (EST Photoelectric barrier).

All technical information without guarantee. Subject to change



ALIGA-TOR GmbH | Im Gewerbepark 7 | 49326 Melle
Telephone: +49 (0)54 22 / 92 107-0 | Fax: +49 (0)54 22 | 92 107-11
Email: info@aliga-tor.de | Website: www.aliga-tor.de